

FEATURES

- CREATES AN AESTHETICALLY PLEASING & UNIQUE CRISP, DRY LAYER OF FROST ON BAR TOP
- IDEAL FOR PATRONS TO REST BEER MUGS & COCKTAILS UPON
- BUILT IN HEATING SYSTEM ELIMINATES ANY UNWANTED CONDENSATION
- CUSTOMIZED TO FIT YOUR BAR NEEDS
- PLEASE CONTACT FACTORY FOR SPECIAL APPLICATIONS



General Frost Rail Detail

SCALE: 1:12

DATE: 7/16/2019

DRAWN BY: SK

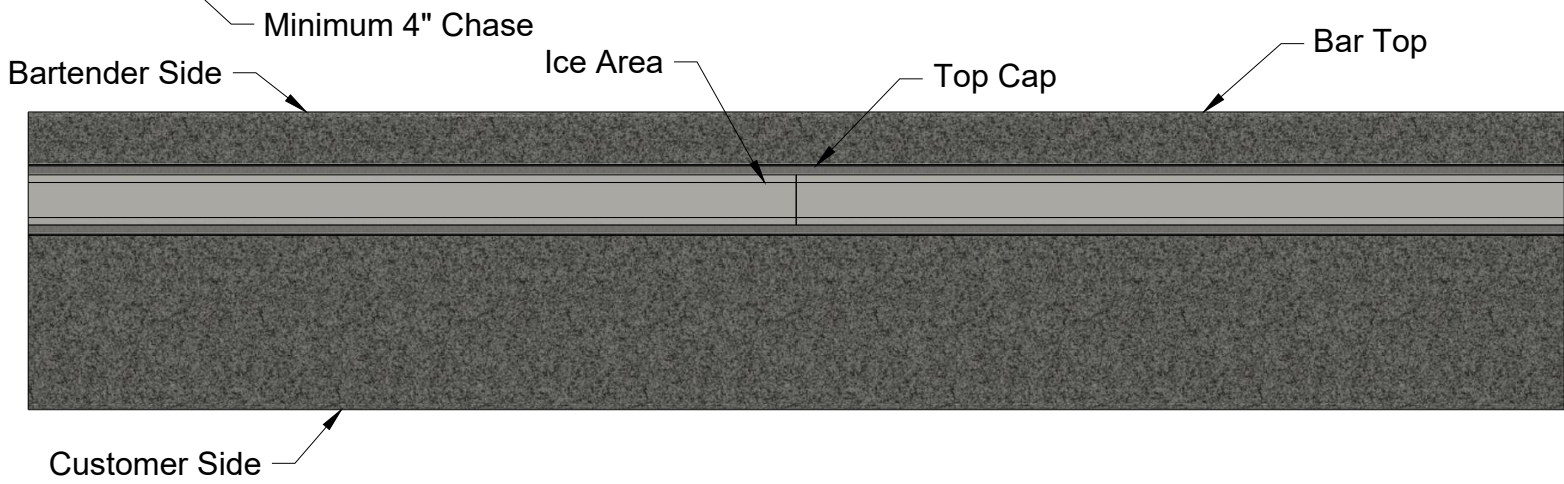
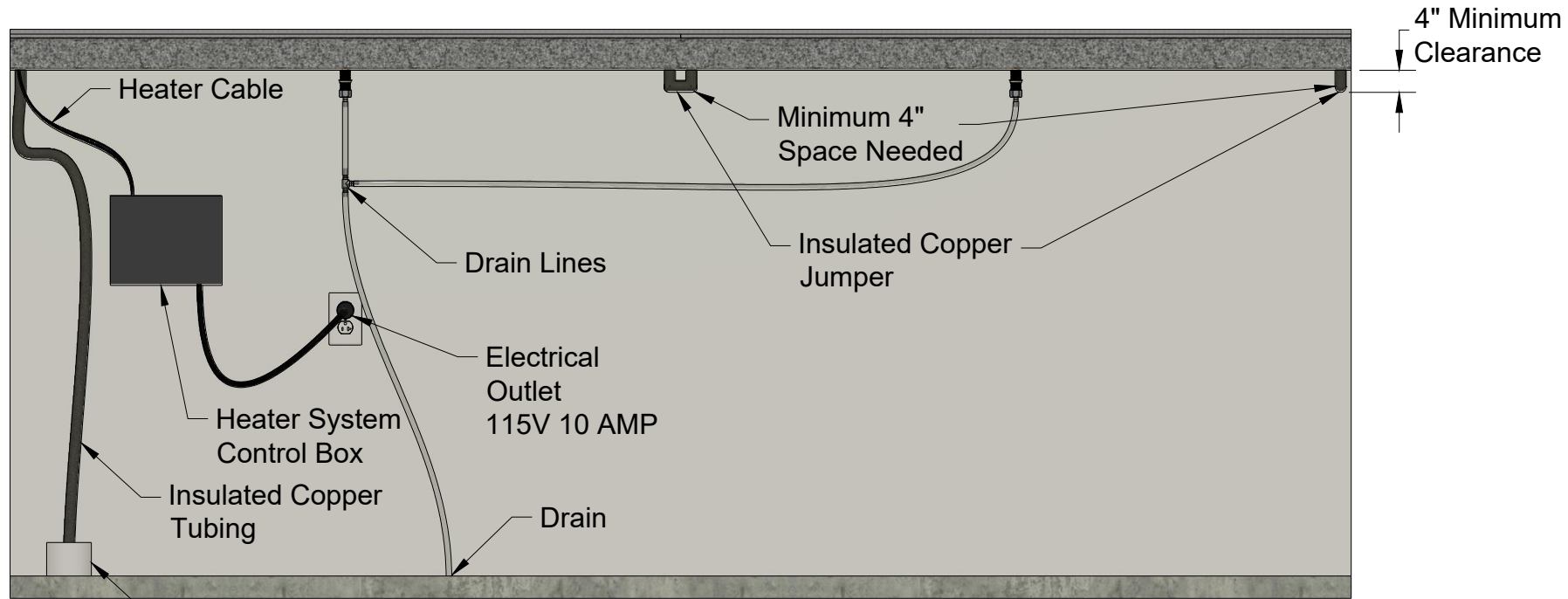
SHEET: 1/4

THIS DRAWING IS THE PROPERTY OF CHILLRITE
MANUFACTURING AND SHOULD NOT BE USED OR RECREATED
WITHOUT WRITTEN CONSENT FROM CHILLRITE.


CHILL·RITE

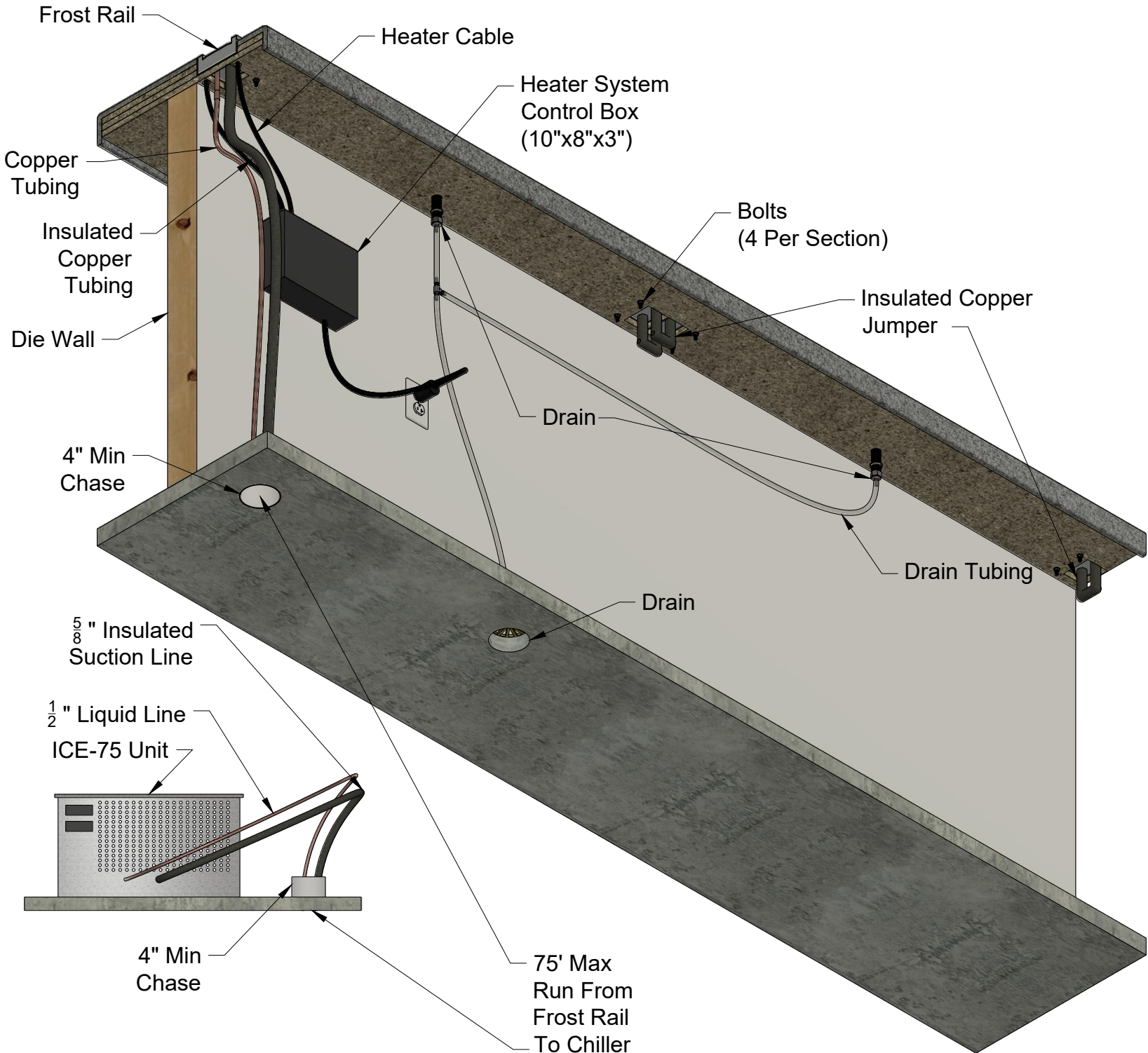


800.256.2190



SCALE: 1:15	THIS DRAWING IS THE PROPERTY OF CHILLRITE BEER SYSTEMS. IT IS NOT TO BE REPRODUCED OR COPIED WITHOUT WRITTEN CONSENT FROM CHILLRITE.
SHEET: 2/4	
General Frost Rail Detail	DATE: 7/16/2019
DRAWN BY: SK	

CHILL·RITE

 Beer Systems
 800.256.2190



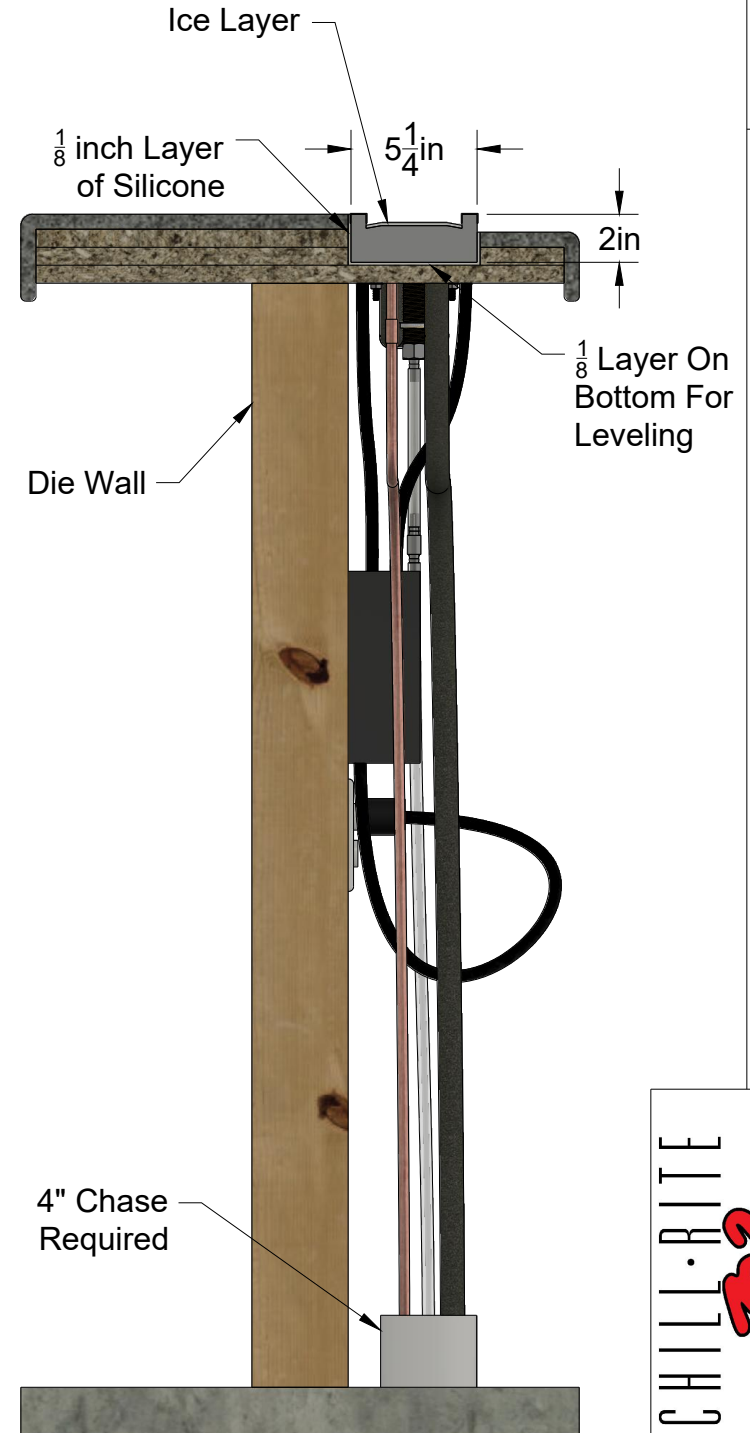
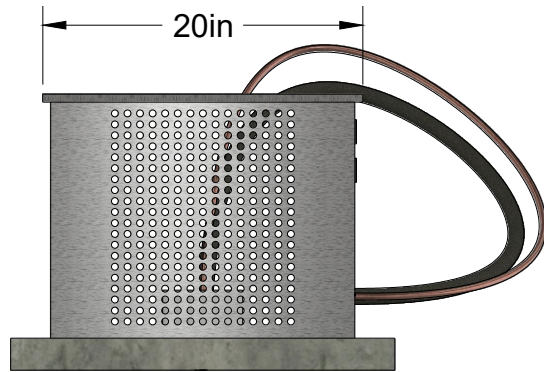
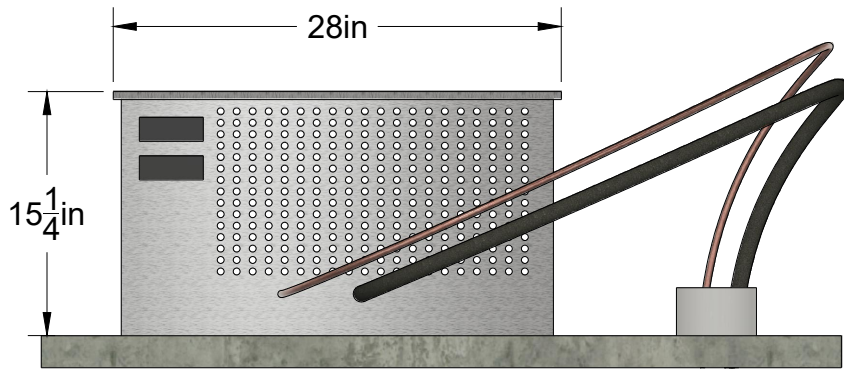
SCALE: 1:20
SHEET: 3/4

THIS DRAWING IS THE PROPERTY OF CHILLRITE MANUFACTURING AND SHOULD NOT BE USED OR RECREATED WITHOUT WRITTEN CONSENT FROM CHILLRITE.

General Frost Rail Detail
DATE: 7/16/2019

DRAWN BY: SK

CHILL·RITE
Beer Systems
32
800.256.2190



REQUIREMENTS

- SIGNED APPROVAL DRAWINGS ARE REQUIRED BEFORE MANUFACTURING CAN BEGIN
- FROST RAIL MUST BE PLACED ON BARTENDER SIDE OF THE DIE WALL
- MINIMUM CLEARANCE UNDER BOTTOM OF BAR TOP OF 4" REQUIRED FOR ALL SECTION SEEMS
- (1) 115V RECEPTACLE UNDER BAR FOR HEATING SYSTEM CONTROL BOX
- ICE-75 SERIES CONDENSING UNIT IS USED FOR ALL FROST RAIL APPLICATIONS
- MAX 75' BETWEEN FROST RAIL AND CHILLING UNIT

SCALE: 1:8

SHEET: 4/4

THIS DRAWING IS THE PROPERTY OF CHILLRITE MANUFACTURING AND SHOULD NOT BE USED OR RECREATED WITHOUT WRITTEN CONSENT FROM CHILLRITE.

General Frost Rail Detail

DATE: 7/16/2019

DRAWN BY: SK

CHILLRITE



800.256.2190